

AgentCubes.com – create a user account and unlock AgentCubes

1) Go to agentsheets.com



AgentCubes

English



Educator Parent Projects

Subscribe

Log In


Sign Up

Try It Out

Sign Up

2) Sign Up

- Choose a user name
- Enter an email
- Confirm the email
- Choose a password
- Check box that you are not a robot
- Check box that you agree with the Terms of Use
- Click 'Sign Up' box

I'm not a robot 
 I agree to AgentCubes's [Terms of Use](#)

Educator Parent Projects

Subscribe

girlpower1

New Project

Now you see your user name.

3) New Project

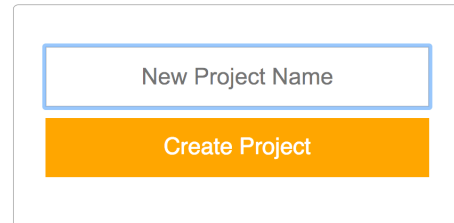
girlpower1

Click on it and a pop up window opens.
Click on 'New Project':

4) Name your Project

Give your Project a name. Click '*Create Project*'

Name Your New Project

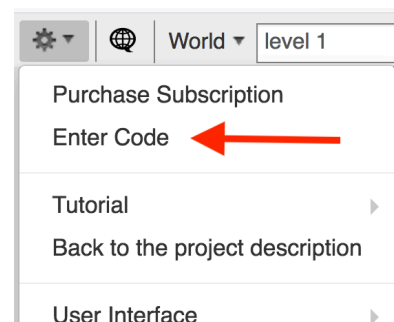


5) Unlock the Full Version of AgentCubes

Now AgentCubes will open. This is where you program. When you look at the Conditions (in blue) and the Actions (in orange) you see that some of the code is grayed out. That is because you do not have full access yet.

Click on the little wheel on your top left. Click on it and a drop down menu opens.

Click on '*Enter Code*'



Enter this code:

deSTEMber

Click '*OK*'

The page will reload.

You are ready to start unleashing your creativity!

